

**RUSH
WITT &
WILSON**



**Flat 1, 5 Elmstead Road, Bexhill-On-Sea, East Sussex TN40 2HP
£145,000**

Rush Witt & Wilson are delighted to welcome to the market this well presented one bedroom ground floor apartment, ideally located within close walking distance to Bexhill Town Centre. Offering bright and spacious accommodation throughout, the property comprises a large modern open plan style lounge/kitchen, one double bedroom and fitted shower room. Other internal benefits include gas central heating to radiators and double glazed windows throughout. Viewing is highly recommended to appreciate this spacious apartment in this popular location within easy reach of local amenities, mainline railway station, town centre and seafront. Offered with a SHARE OF FREEHOLD.



Communal Entrance Hallway

Private Entrance Hall

With entrance door, entry-phone system.

Kitchen/Living Room

19'2" x 13'8" (5.85 x 4.17)

Double glazed bay window to the front elevation, two double radiators, modern fitted kitchen with a range of matching wall and base level units with laminate straight edge worktop surfaces, sink with drainer and mixer tap, built in electric oven, four ring gas hob above, under counter fridge, under counter freezer, built in washing machine, space for tumble dryer.

Bedroom

15'5" x 9'10" (4.70 x 3.00)

Double glazed bay window to the front elevation, double radiator.

Shower Room

Suite comprising wc with low level flush, pedestal mounted wash hand basin with hot and cold tap, tiled splashback, walk in shower cubicle with chrome wall mounted shower controls, chrome shower attachment and chrome showerhead, tiled floor, part tiled walls, obscured glass panelled windows to the front elevation, chrome heated towel rail.

Lease And Maintenance

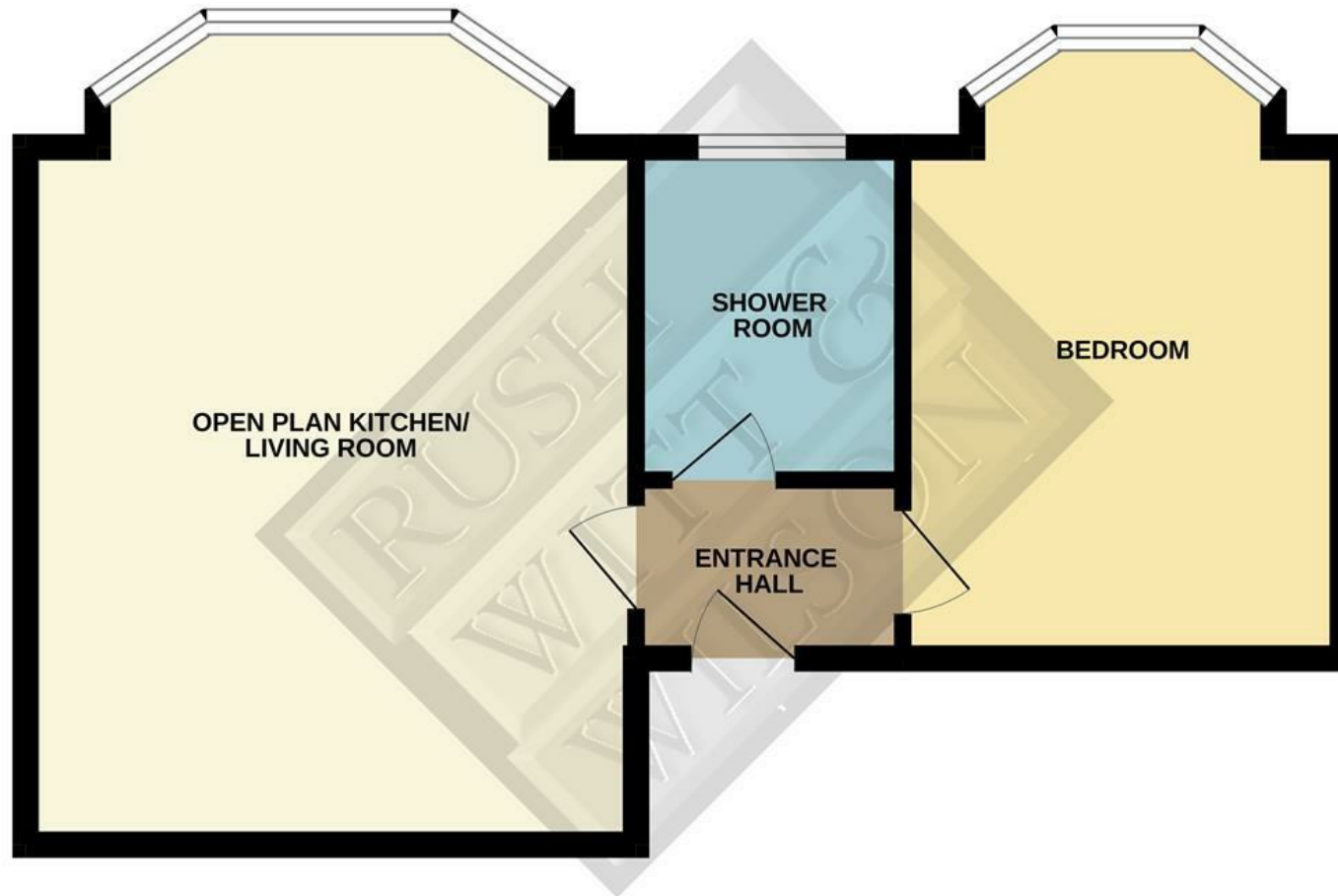
The property is Share of Freehold. Service Charge is £50 pcm.

Agents Note

None of the services or appliances mentioned in these sale particulars have been tested. It should also be noted that measurements quoted are given for guidance only and are approximate and should not be relied upon for any other purpose.

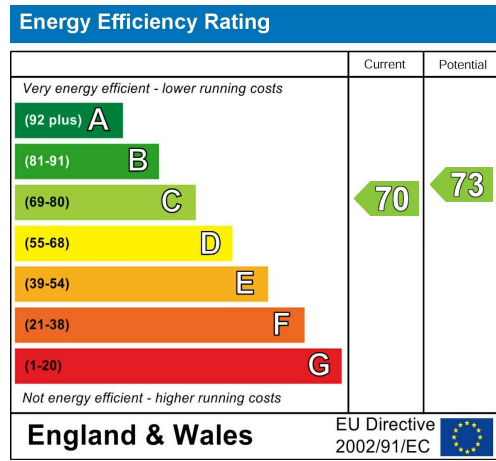
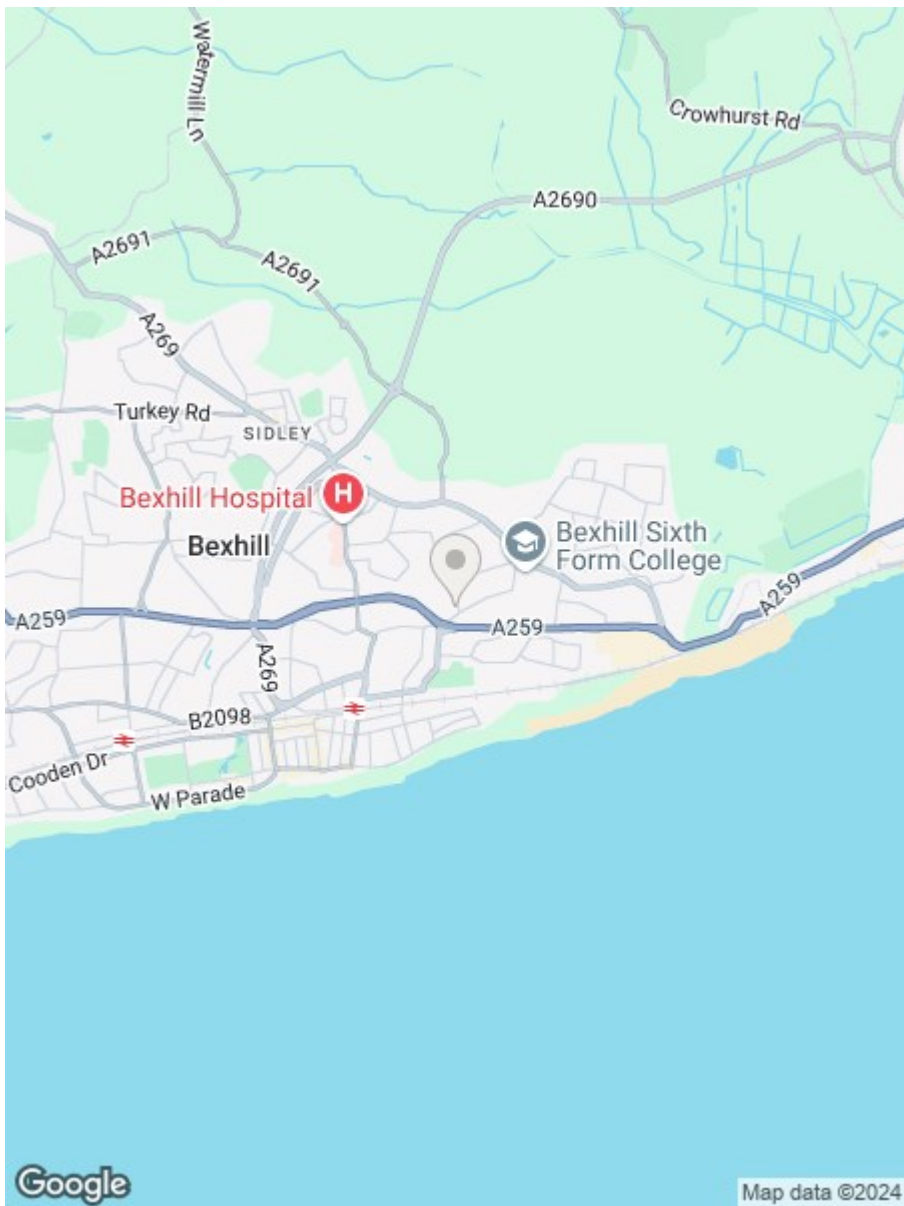


GROUND FLOOR
432 sq.ft. (40.1 sq.m.) approx.



TOTAL FLOOR AREA : 432 sq.ft. (40.1 sq.m.) approx.

Whilst every attempt has been made to ensure the accuracy of the floorplan contained here, measurements of doors, windows, rooms and any other items are approximate and no responsibility is taken for any error, omission or mis-statement. This plan is for illustrative purposes only and should be used as such by any prospective purchaser. The services, systems and appliances shown have not been tested and no guarantee as to their operability or efficiency can be given.
Made with Metropix ©2024



**RUSH
WITT &
WILSON**

Residential Estate Agents
Lettings & Property Management



3 Devonshire Road
Bexhill-on-Sea
East Sussex
TN40 1AH
Tel: 01424 225588
bexhill@rushwittwilson.co.uk
www.rushwittwilson.co.uk